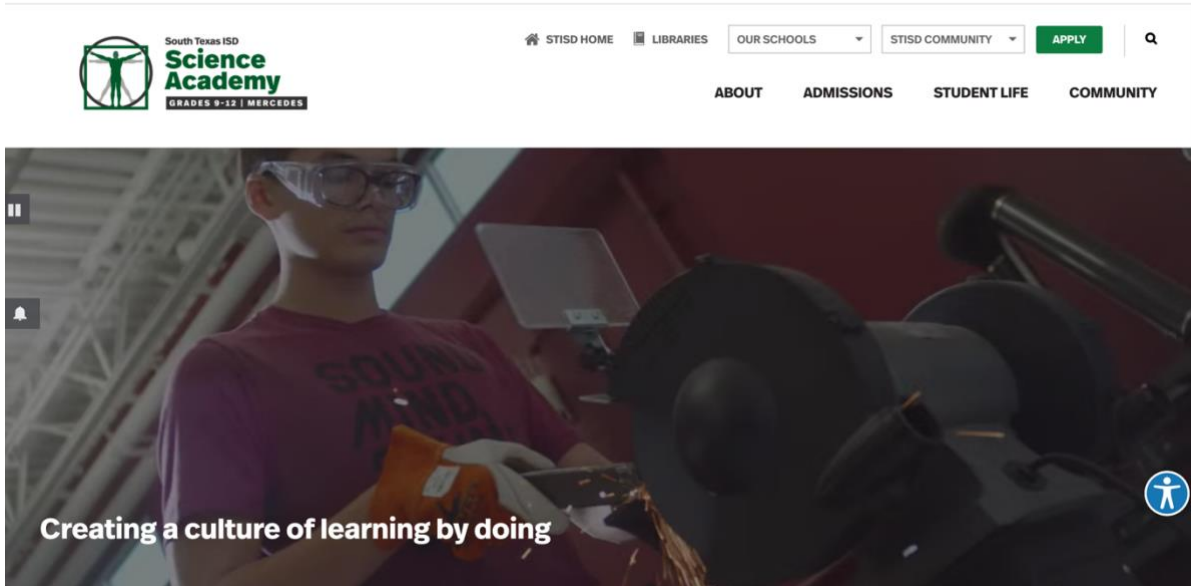
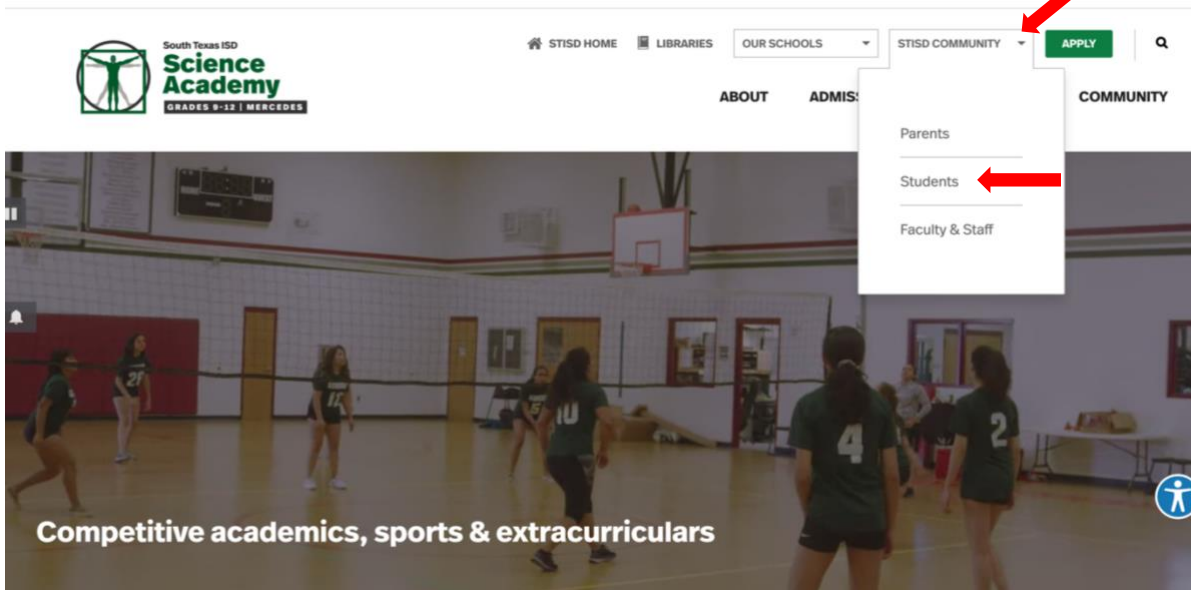


Students, you will follow these steps to access technology resources such as your **Email**, **Itslearning** and the **Infinite Campus Portal**.

Go to the South Texas ISD Science Academy School Website.
<https://scienceacademy.stisd.net/>



Click on **STISD COMMUNITY** and select **STUDENTS**




Scroll down to **Frequently Used Links**

Click on **Itslearning** to access your online classes

Students

Your one-stop hub to find resources, logins and more.



Frequently Used Links

+ Office 365 - STISD Webmail

+ Infinite Campus

— Itslearning

LOGIN TO ITSLEARNING



+ Blackboard

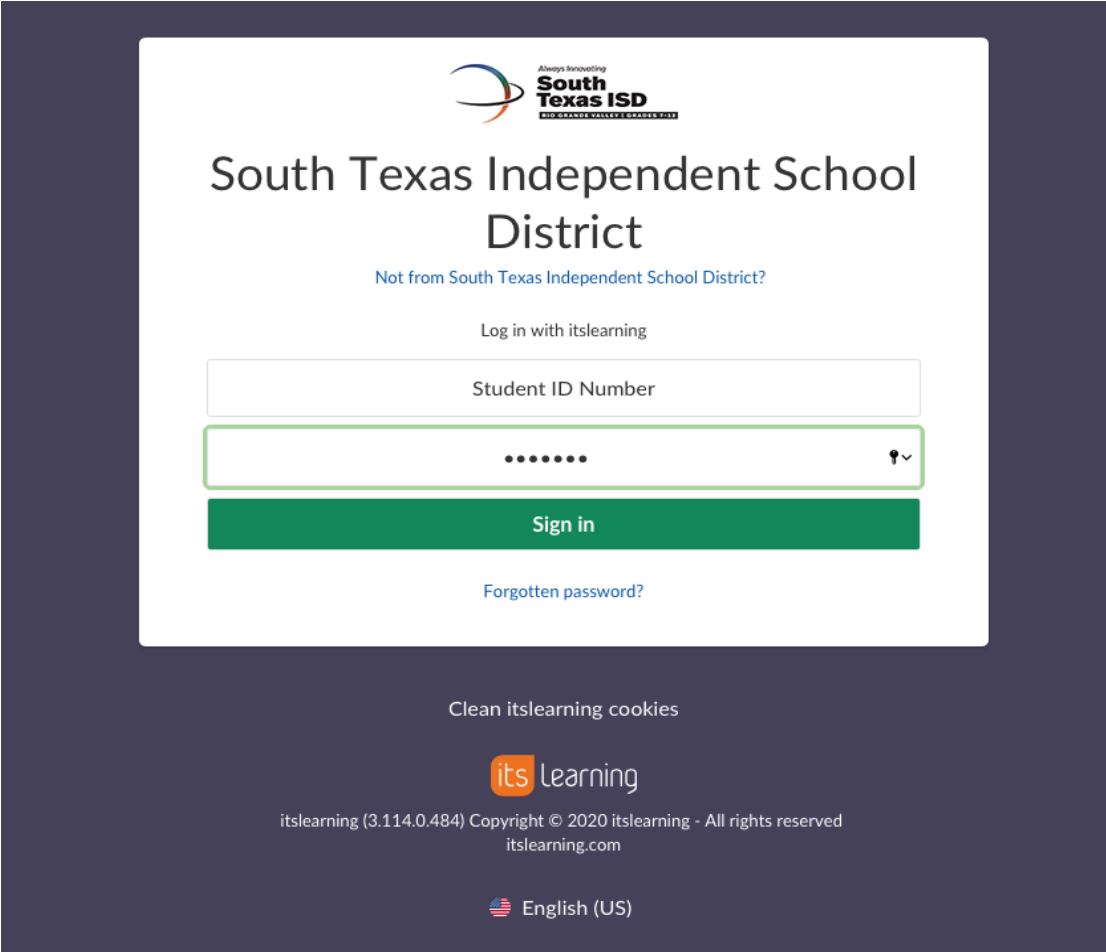
+ mySTISD Google Tools/Email

+ UT Homework System

+ myPLTW

+ Mastery Connect

Students will type in their username and password to login to itslearning.
Students will use their student ID as their username to login.



The image shows a login page for the South Texas Independent School District. At the top, there is a logo for South Texas ISD with the tagline "Always Innovating". Below the logo, the text "South Texas Independent School District" is displayed in a large, bold font. Underneath, there is a link "Not from South Texas Independent School District?". The main login section is titled "Log in with itslearning". It features two input fields: the first is labeled "Student ID Number" and the second is a password field with a green border and a dropdown arrow on the right. Below the password field is a green "Sign in" button. Under the button is a link "Forgotten password?". At the bottom of the page, there is a link "Clean itslearning cookies", the "its learning" logo, copyright information "itslearning (3.114.0.484) Copyright © 2020 itslearning - All rights reserved itslearning.com", and a language selector "English (US)" with a flag icon.

Always Innovating
South Texas ISD
HIGH ACHIEVEMENT EDUCATION

South Texas Independent School District

[Not from South Texas Independent School District?](#)

Log in with itslearning

Student ID Number

.....


Sign in

[Forgotten password?](#)

[Clean itslearning cookies](#)

its learning

itslearning (3.114.0.484) Copyright © 2020 itslearning - All rights reserved
itslearning.com

 English (US)

Course Cards homepage (student view)

Students, this is the Homepage. At the Homepage you will see all of our classes.

The screenshot displays the 'Course Cards homepage (student view)' of an educational platform. The interface features a dark purple header with navigation links: Home, Courses, Groups, Calendar, and Library. A user profile icon labeled 'John' is in the top right. Below the header, there are two tabs: 'Courses' (selected) and 'Updates'. The main content area is divided into sections. The 'Starred courses' section shows a grid of course cards. Each card includes the course title, a teacher's profile picture and name, a star icon, a pencil icon, and a 'Follow-up tasks' section with a checkmark and a count. The courses listed are: Mathematics Grade 3 (John White, 5 tasks), Mathematics Grade 4 (John White, 1 task), History Grade 3 Abigail Libbie (Abigail Libbie, 4 tasks), Chemistry (John White, 1 task), Biology (John White, 2 tasks), Science (John White, 1 task), and Music (Abbie Wilson). Below this is the 'Other courses' section, which shows two more cards: Drama, Dance & Cinematics (Cameron Rogers, 1 task) and English Intensive English for University Study - John Smith (John Smith). A search bar labeled 'Find courses' and a dropdown menu labeled 'Last visited' are located in the top right of the course grid. A partial 'Screen' label is visible in the bottom right corner.

its Home Courses Groups Calendar Library

Courses Updates

Starred courses

Find courses Last visited

Mathematics Grade 3 John White 5 Follow-up tasks

Mathematics Grade 4 John White 1 Follow-up tasks

History Grade 3 Abigail Libbie Abigail Libbie 4 Follow-up tasks

Chemistry John White 1 Follow-up tasks

Biology John White 2 Follow-up tasks

Science John White 1 Follow-up tasks

Music Abbie Wilson

Other courses

Drama, Dance & Cinematics Cameron Rogers 1 Follow-up tasks

English Intensive English for University Study - John Smith John Smith

Screen

Course Cards homepage (student view)

When first logging into itslearning, your home screen will display recent updates from your courses, your tasks (or follow up tasks) and upcoming events

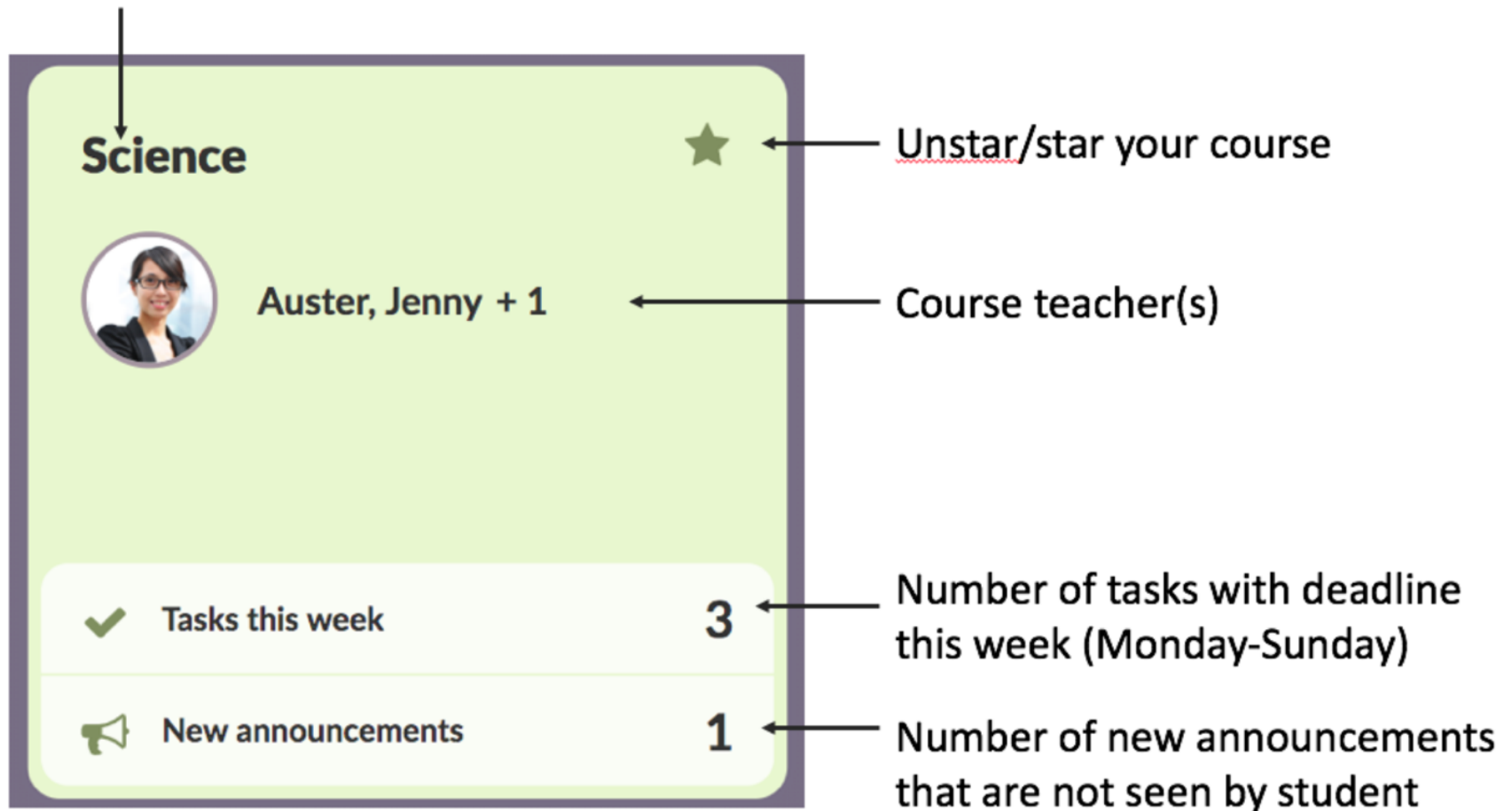


- **Home** will take you back to aggregated updates, tasks and events.
- **Courses** provide a dropdown list of your favorite courses. By clicking on “all courses,” you will be able to view those that are not your favorites or those that were archived.
 - You can favorite a course by ensuring the star next to the course is yellow.
 - Notice that you can see when courses were last updated, visited, the status and your role in the course.
 - Rather than deleting courses, they are often archived from year to year. This allows you to continue to work with or carry existing content over. Notice the “show” option will reveal active or archived courses.
- **Groups** allow you to access your communities and organizational dashboards.
 - Communities are like courses, but are collaborative spaces in which you are a member.
 - Dashboards can be enabled for schools or districts to use as informational spaces.
- **Calendar** displays events scheduled in your courses or communities as well as an aggregated view of course planners.
- **Library** allows users can to search for resources that have been added to your district’s library. These may include teacher created resources, publisher content or open educational resources. You can add resources to your collection for quick and easy access.

Course Cards homepage (student view)


Students you will see important updates such as new announcements, and tasks this week


Course name




The image shows a course card for 'Science'. At the top left, the course name 'Science' is displayed in bold. To its right is a green star icon. Below the course name is a circular profile picture of a woman, followed by the text 'Auster, Jenny + 1'. At the bottom of the card, there are two rows of information: 'Tasks this week' with a green checkmark icon and the number '3', and 'New announcements' with a green megaphone icon and the number '1'. Arrows point from external text labels to these elements: 'Course name' points to 'Science'; 'Unstar/star your course' points to the star icon; 'Course teacher(s)' points to 'Auster, Jenny + 1'; 'Number of tasks with deadline this week (Monday-Sunday)' points to the '3'; and 'Number of new announcements that are not seen by student' points to the '1'.

Science

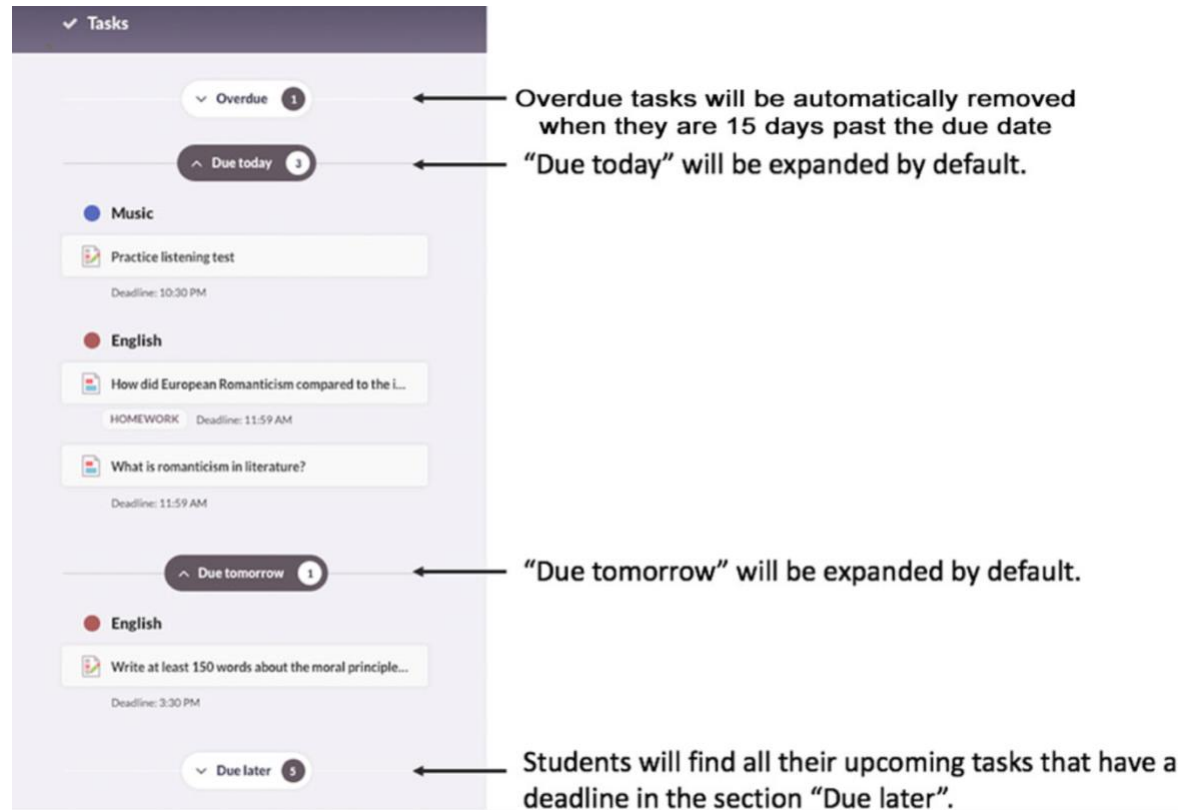
 Unstar/star your course

 Auster, Jenny + 1 Course teacher(s)

✓ Tasks this week 3 Number of tasks with deadline this week (Monday-Sunday)

 New announcements 1 Number of new announcements that are not seen by student

Course Cards homepage (student view)



The task list displays the most immediate tasks for students, and hides tasks in the future in the 'Due Later' section.

'Due today' and 'Due tomorrow' is expanded by default.

If there are no tasks that are due either today or tomorrow, you will see tasks that have the earliest due date within the week (e.g. 'Due Monday'). Any task that has expired will be automatically removed, while 'Due later' shows all upcoming tasks.

All tasks, including tasks without deadlines, will be listed in the respective course overview page.

Course Overview

Students, when you click on a course you will see an overview of your class.
At this page you will find updates on Plans, Announcements, and Latest Changes

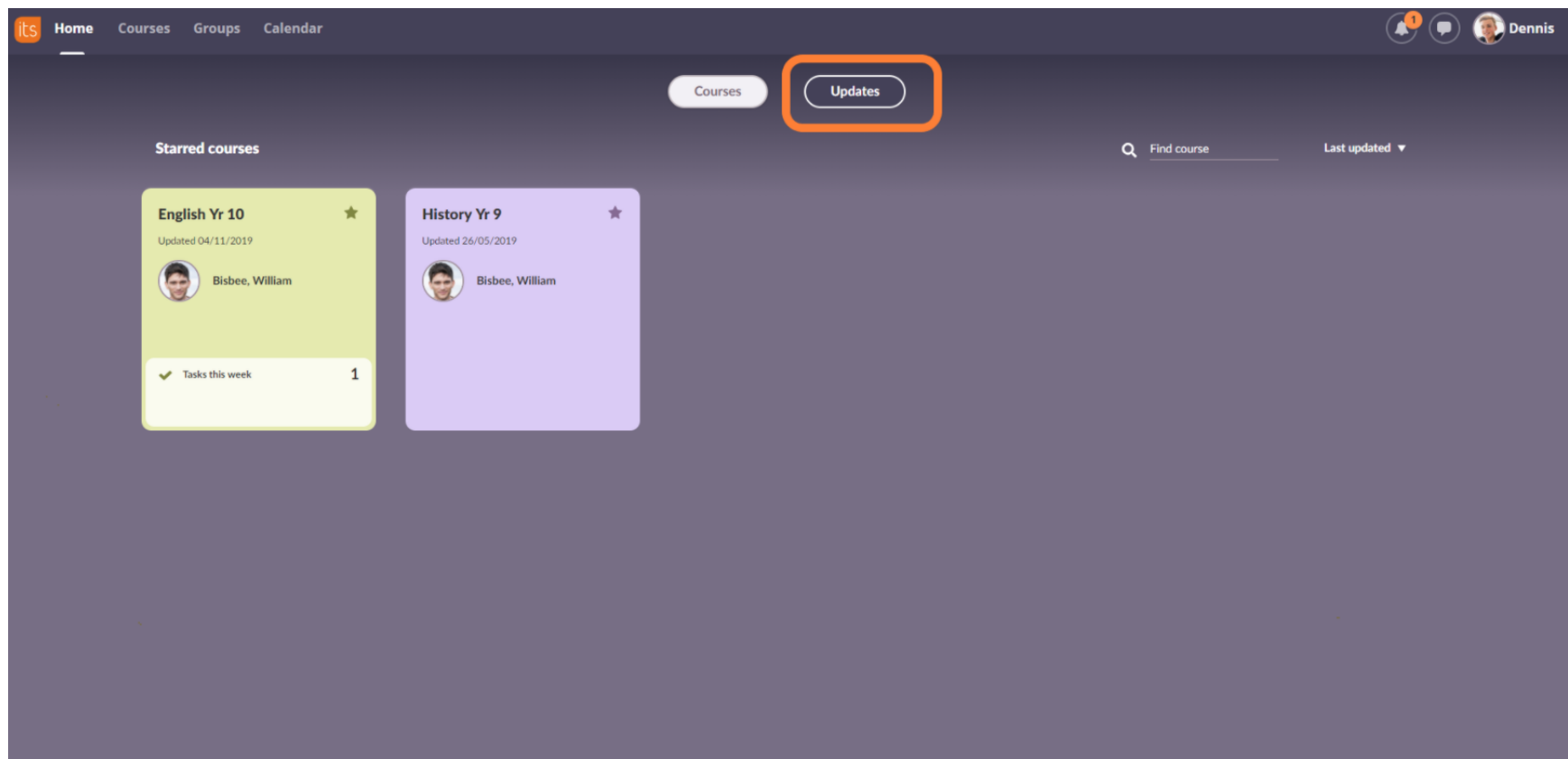
The screenshot shows the ITS Course Overview page for 'English Yr 10'. The top navigation bar includes 'Home', 'Courses', 'Groups', and 'Calendar'. The user's profile 'Denni' is in the top right. The course page has tabs for 'Overview', 'Plans', 'Resources', 'Status and follow-up', 'Participants', and 'More'. The 'Plans' tab is selected and highlighted with an orange box. Below it, the 'Composition' plan is shown, including a 'Writing' section with dates 'From: 05/08/2019' to 'To: 20/12/2019' and a 'Start' button. A description states: 'We will study composition techniques and how to write a strong essay, poetry and text.' Below this is a link to 'English GM School' and a document icon for 'Essay: A day I will always remember'. A 'Show more' link is at the bottom of the plan section. The 'Announcements' tab is also highlighted with an orange box. It shows a post from 'William Bisbee' dated '23 July' with the text: 'Welcome back guys! I'll be posting all announcements and information about the course here.' On the right side, the 'Tasks' section is active, showing a list of tasks: 'Museum trip review' (Deadline: 10:00 AM) and 'Museum Trip' (Deadline: 08:00 AM). Above these tasks are filters for 'Overdue' (1), 'Due on Friday' (1), 'Due on Tuesday' (1), and 'No deadline' (7). At the bottom right, the 'Events' section shows 'Tomorrow' and a link to 'Go to calendar'.

Students, you will also find your events and latest Tasks which are prioritized by due date – Overdue, Due Today, Due Tomorrow, or Due later (upcoming tasks).

Course Overview Cont.

All courses have the same sections - Announcements, Latest Changes, Tasks (or follow up Tasks), and Events. In addition the itslearning Plans will populate on the course overview page if there are events in the planner that align with the current date.

You can also access Events and Tasks from the Course Cards homepage (if your school/institution is using the Course Cards homepage) by clicking on the Updates button.



Course Overview Cont.

All courses have the same sections - Announcements, Latest Changes, Tasks (or follow up Tasks), and Events. In addition the itslearning Plans will populate on the course overview page if there are events in the planner that align with the current date.

You can also access Events and Tasks from the Course Cards homepage (if your school/institution is using the Course Cards homepage) by clicking on the Updates button.

The screenshot displays the itslearning Course Overview page. The top navigation bar includes 'Home', 'Courses', 'Groups', and 'Calendar'. The user's profile 'Dennis' is visible in the top right corner. The main content area is divided into two columns. The left column, titled 'Recent updates', lists four updates by William Bisbee: 'Museum Trip' (Monday at 12:41 PM), 'Museum trip review' (30 October), 'Oral presentation' (16 October), and 'International Earth Day' (24 September). The right column, titled 'Tasks', shows a list of tasks for 'English Yr 10'. The first task is 'Museum trip review' with a deadline of 10:00 AM. The second task is 'Museum Trip' with a deadline of 08:00 AM. The 'Events' section is partially visible at the bottom right.

its Home Courses Groups Calendar

Courses Updates

Recent updates

William Bisbee added [Museum Trip](#) in English Yr 10
Monday at 12:41 PM

William Bisbee added [Museum trip review](#) in English Yr 10
30 October

William Bisbee added [Oral presentation](#) in English Yr 10
16 October

William Bisbee added [International Earth Day](#) in English Yr 10
24 September

Tasks

Overdue 1

Due on Friday 1

English Yr 10

Museum trip review
Deadline: 10:00 AM

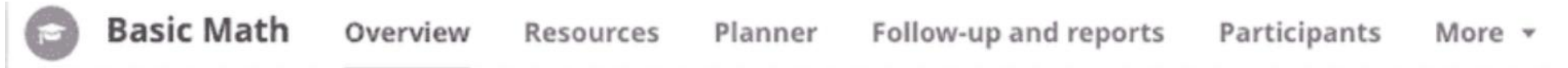
Due on Tuesday 1

English Yr 10

Museum Trip
Deadline: 08:00 AM

Events

Course Menu

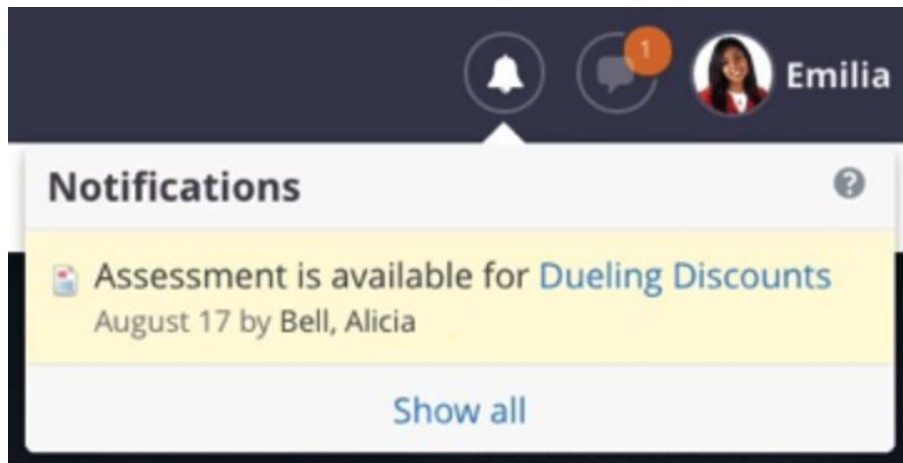


The menu options include:

- **Overview** contains recent updates, course bulletins, tasks or follow up tasks and course events. In addition, the plans of the day will be shown when the planner is used.
- **Resources** is the “filing cabinet” of the course with the file folders and resources in the course.
- **The planner** is the course roadmap. It is useful for teacher planning as well as a valuable resource for students and parents.
- **Follow-up** and reports includes the course grade book, standards mastery and other reports.
- **Participants** lists all the students or teachers in a course. It is in this tab that you can view course groups and when students have last visited the course. By clicking on a student’s name, you will view his profile card.
- **More** includes options for course groups, course settings and the course trash can.

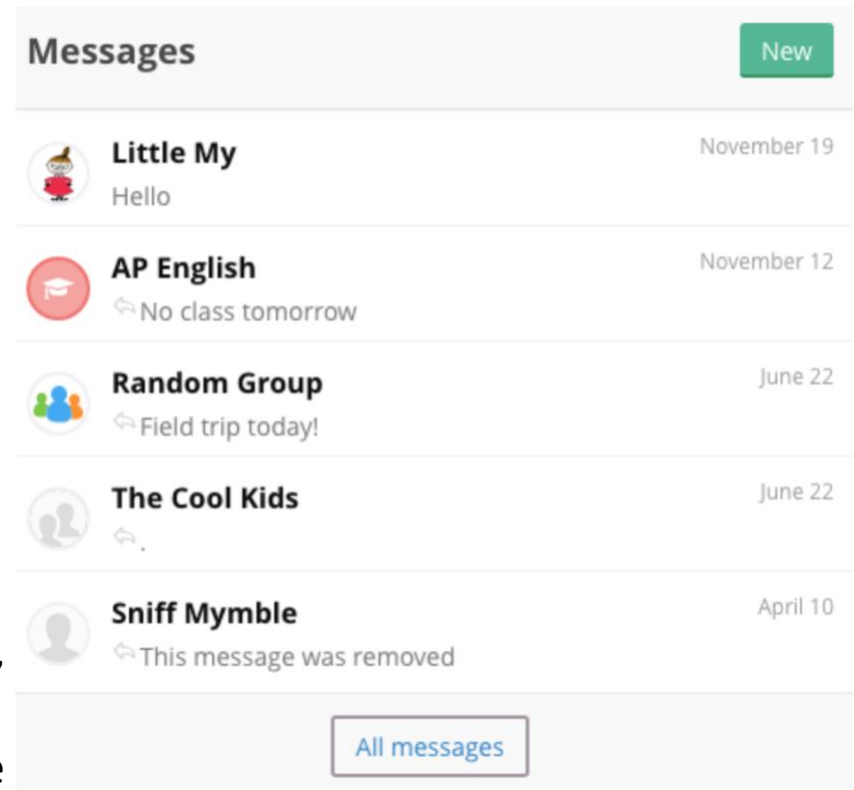
Notifications and Messages

The bell icon provides notifications and the speech bubble icon allows quick access to the internal messaging option.



Messages enable a text-like environment, allowing to receive instant notifications which is especially helpful when using the mobile app.

Selecting "all messages," will open a popup menu to access more messaging options.



Calendar

When you open the calendar, you will notice three tabs – schedule, planner, and search. Within the schedule tab, you can view your consolidated calendars by day, week or month. On the left-hand side of this page, you will notice all courses and communities in which you are enrolled. Each course has a corresponding color for easier visibility. The events added to the calendar must correlate to a course, community or your personal calendar. Any events that a teacher adds to a course calendar will also populate on students' calendars.

Calendar

Schedule Planner Search

Calendars + Add

YOUR CALENDARS ^ March, 2016

Personal

Favorite courses ▾

- Basic Math
- Geography
- Grade 7 ELA

Favorite communities ▾

- National Junior Honor S...
- Spanish Club

W Sun Mon Tue Wed Thu Fri Sat

10 28 29 1

11

12

13

14

15

8:00 am Grade 7 ELA

8:00 am Basic Math

Add event

Mon, 3/14/2016, 8:00 am - 4:00 pm

Calendar Spanish Club

Description

Create More options

Grade 7 ELA

Wed, 3/2/2016, 8:00 am - 4:00 pm

Read Chapters 1-2 of Hunger Games.

1. What is Perseverance?

Subscribe

Help us improve itslearning by sending us your feedback

Use itslearning on iPhone

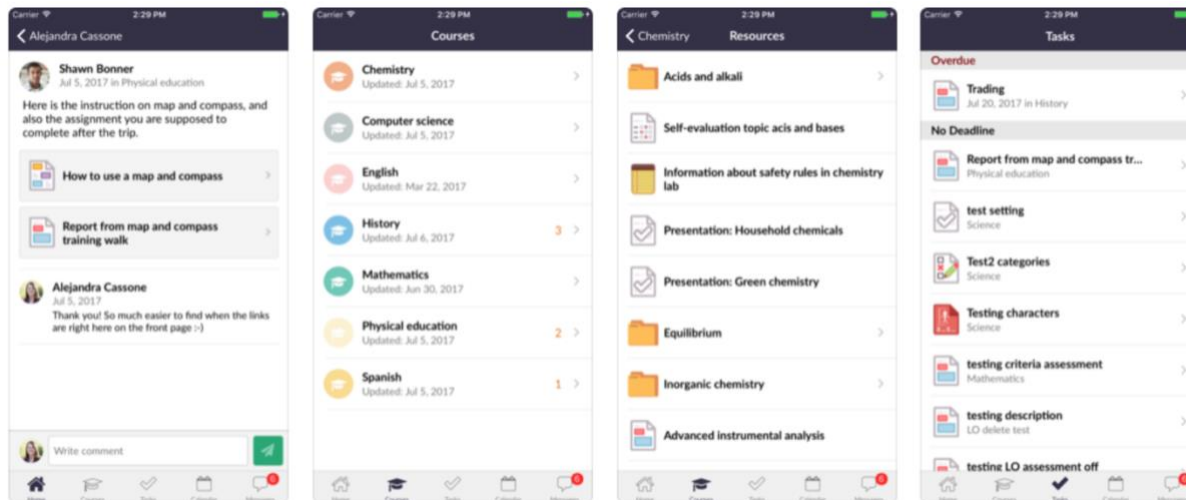
Created with a focus on the daily needs of teachers and students, the official itslearning app brings the itslearning experience to the device of your choice:

- Clear and simple overview of bulletins and latest changes from your courses
- Messaging function
- Access to your favorite courses and all their content
- Task list (including follow-up tasks for teachers)
- Easy access to the calendar
- Instant notifications about new assessments and other important actions

Logging in is easy: simply search for your school or site (district, municipality, institution...), and select your login method. Enter your username and password, and you're ready to go! No further steps required.

The app will ask for the following permissions:

- Camera and files (to change profile picture or attach images)
- Notifications (to receive push notifications)
- Calendar (to connect itslearning calendar to device calendar)



Use itslearning on Android

Created with a focus on the daily needs of teachers and students, the official itslearning app brings the itslearning experience to the device of your choice:

- Clear and simple overview of bulletins and latest changes from your courses
- Messaging function
- Access to your favorite courses and all their content
- Task list (including follow-up tasks for teachers)
- Easy access to the calendar
- Instant notifications about new assessments and other important actions

Logging in is easy: simply search for your school or site (district, municipality, institution...), and select your login method.

Enter your username and password, and you're ready to go! No further steps required.
The app will ask for the following permissions:

- Camera and files (to change profile picture or attach images)
- Notifications (to receive push notifications)
- Calendar (to connect itslearning calendar to device calendar)

